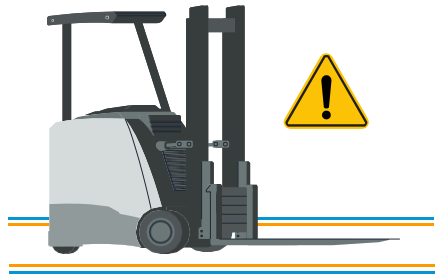


Powered Industrial Truck Safety



- **Reflective vests** and **safety boots** are required in PIT areas.
- Stop and make **eye contact** with PIT operators before proceeding through PIT lanes.
- Always **stop, look, and listen** before entering PIT travel areas.
- Maintain a **2,4 m distance** from PIT when they are lifting loads or platforms above floor level. Signal the driver of your intent, and wait for a signal back.

Parking Lot Safety



- Obey all speed limits and traffic signs in the parking lot.
- Follow any one-way directional signage.
- No running in the parking lot.
- Smoking is only permitted in designated smoking areas.
- Park vehicles backwards between lines.



Safety is Paramount

Visitors must:

- **Sign in** and **review** the visitor non-disclosure agreement at security.
- **Walk** in blue pedestrian aisles only.
- Remain with your escort at all times.
- **Be alert** for any type of moving equipment.
- **Obey** all signs and warning signals.
- **Be alert** to floor hazards.
- **Do not enter** restricted areas (such as construction or robotics areas).
- **Comply** with all Amazon safety rules.

In the fulfillment center:

- No food or drinks other than water are allowed on the production floor.
- No sunglasses or headphones.
- No use of cameras or video recorders.

Dress code:

- No open-toed or open-heeled shoes, or sandals.
- No baggy pants.
- No drawstrings on hooded sweatshirts/jackets.
- Long, dangling jewelry is prohibited.
- Long hair must be tied up above shoulder height.

Before entering the FC, security will issue every visitor a badge with an approved lanyard.

Your badge must be displayed at all times.



Welcome to

AMAZON FULFILLMENT

Poznańska 1d, 62-080 Sady, Poland



CONFIDENTIAL

In the event of an emergency situation of any type on site contact:



Anyone with a radio to call **Security on Channel 1** or **Safety on Channel 2**



Security via phone: **(+48) 612 711 471**



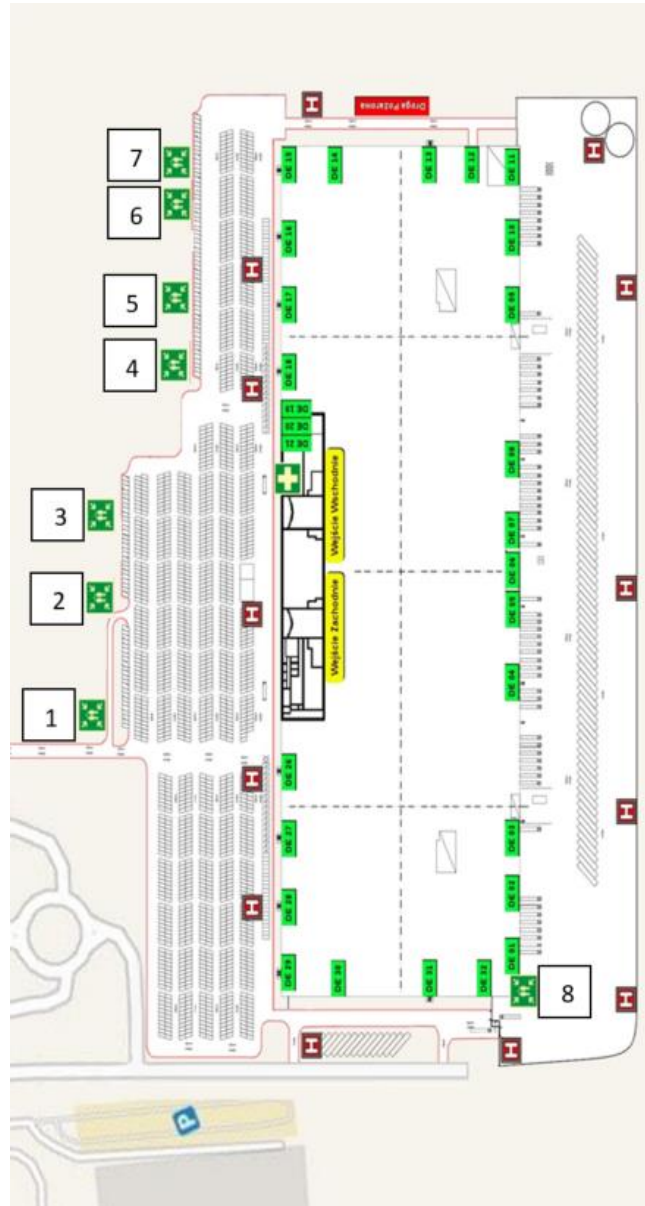
Emergency Evacuation

If an evacuation occurs:

- Proceed to the nearest emergency exit door in a calm and orderly manner.
- Once outside the facility, proceed to the **assembly point no.7.**
- Once at the assembly point, wait for roll call and further instructions.
- Do not leave the assembly point until the "all clear" has been announced.

Severe Weather Emergency:

- If it becomes necessary to shelter due to weather emergencies, an announcement will be made.
- Proceed to a take shelter area within the building. Remain there until the "all clear" has been given.

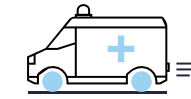


Revision Date: 5/25/22

Health & Safety Awareness

All visitors involved in any activities on Amazon property must conform to federal, state, and local health and safety regulations.

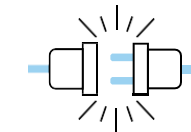
Please discuss with your escort if you have questions.



Medical Emergencies

In the event of a medical emergency, **call 112.** Also, **notify security** so that the response can be coordinated: **Radio Channel 1 or (+48) 612 711 471**

Tell Security the nature of the medical emergency and your location. Security and/or AM CARE will provide emergency response.



Power Outage

In the event of a power outage, stay calm and stay where you are until the emergency lighting activates.

When the emergency lighting activates, await direction from management.



Amazon Fulfillment is a **smoke-free facility.** Smoking is only permitted in designated areas, outside of the building.

Zero Tolerance Policy

Amazon POZ1 follows and respects a ZERO tolerance policy towards:

- Alcohol.
- Drugs.
- Theft.

Positive alcohol test, positive drug test and theft are reasons for the termination of employment.

Please, remember that



- It is forbidden to take pictures or videos inside Amazon POZ1.

All exceptions have to be exclusively granted by the General Manager.

Information Security

- Keep data secure, lock your PC when walking away.
- Never share your password or PIN with anyone.
- Don't discuss sensitive business data where unauthorized personnel can hear you.
- Don't share confidential business data with unauthorized people.

You can contact us:

Security Desk / Senior Security Officer

E-mail: poz1-securityheads@amazon.com

Tel.: +48-612711471

Maciej Rynarzewski

Loss Prevention Manager

E-mail: macier@amazon.pl

Tel.: +48-783-290-811

Sebastian Stępień

Loss Prevention Specialist

E-mail: stepiens@amazon.pl

Tel.: +48-885-682-831

Grzegorz Kapuściński

Loss Prevention Specialist

E-mail: kapuscig@amazon.pl

Tel.: +48-727-685-261

CONTACT US

IF YOU ARE A WITNESS OR A SUBJECT OF:

- THEFT
- VIOLENCE
- FRAUD

Welcome to Amazon POZ1!

Please, read and always follow the security rules valid in the area of POZ1.

Why are there security rules?

- To protect people.
- To protect information.
- To protect products.
- To protect property.
- To protect business.

What you can get at the Security Desk:

- Your Amazon badge / provisional Loaner badge.
- Lanyards.
- Padlock.
- Other keys (authorized personnel only).

How to enter / leave Amazon POZ1

Every person can enter and leave the area of Amazon POZ1 only through the **main turnstiles**.

If you don't have access to get through the turnstiles, please, contact Security.

[Amazon badges](#)

Every person in the area of Amazon POZ1 has to wear a **badge**.

Badge has to be:

- Visible at all times in the whole area.
- Worn at below the neck or on arm.
- Worn only on approved accessories without Amazon logo or reference to the Amazon location.
- Clear of any drawings or stickers.

Forbidden use of badge:

- Two or more people passing card reader after using one badge.
- Use any one else's badge.
- Leave the badge unsecured.



Please, leave these items in the locker if you need to go to the shop floor:

- Electronic devices (iPod, mobile phones, etc.)
- Cameras.
- Watches, Jewellery.
- Lighters.
- Food.
- Wallet, Bags, purse, briefcase.
- Tools.
- Keys (except locker keys).
- Cosmetics.
- Drinks other than water.

If you're not sure what you can take to the shop floor, please, ask at the Security Desk.



Thank you for your cooperation!

Lost or Forgotten badge:

- Report to Security and HR.
- Get provisional badge at the security desk.



If you find a badge, please, forward it to Security.

Detectors

You can leave the Shop floor only through the **detectors located at both receptions.**



Revision Date: 30.10.2023

Forbidden Items on Shop floor:

If you're asked for the secondary screening, please, proceed to the area shown by the Security Officer. Please follow instructions of the Security Officer located in the secondary screening area.